

## DESCRIPTION

Nascom's F1178 Series is a 1" recessed wide gap stubby door contact designed for residential, commercial and industrial fire-rated door applications.

The F1178 is the installer's choice of contact configuration because the contact set is designed to cut installation times and helps to prevent false alarms caused by shifting or warping doors.

The F1178 Series is designed for installation in every type of hinged door including wood doors.



## FEATURES

- SNAP FIT ON STEEL - NO GLUE REQUIRED
- 12" 22AWG WIRE LEADS
- WIDE GAP - N35 NdFeB RARE EARTH MAGNET
- ENCAPSULATED HERMETICALLY SEALED CONTACTS
- POLYPROPYLENE HOUSINGS
- LISTED TO UL634 STANDARD | CERTIFIED TO UL 10C STANDARD

## ORDERING INFORMATION

PART NUMBER	COLOR	OPERATE GAP (in inches)	CONTACT RATING (Max DC/Peak AC Resistive)				STATIC CONTACT RESISTANCE (50mV, 100mA)
			SWITCHING		CARRY		
			V	I	V	I	

### CLOSED LOOP, NORMALLY OPEN, 1FA, SWITCH/MAGNET SET:

F1178B/ST F1178G/ST F1178T/ST F1178W/ST	BROWN GREY TAN WHITE	0.875 to 1.50	200 VDC	0.5 Amps	10vA	1.5 Amps	150 mOhms
--	-------------------------------	---------------	---------	----------	------	----------	-----------

### DUAL CLOSED LOOP, NORMALLY OPEN, 1FA, SWITCH/MAGNET SET:

F1178B/ST2CR F1178G/ST2CR F1178T/ST2CR F1178W/ST2CR	BROWN GREY TAN WHITE	0.875 to 1.50	200 VDC	0.5 Amps	10vA	1.5 Amps	150 mOhms
--	-------------------------------	---------------	---------	----------	------	----------	-----------

### OPEN LOOP, NORMALLY CLOSED, 1FB, SWITCH/MAGNET SET:

F1178B/STFB F1178G/STFB F1178T/STFB F1178W/STFB	BROWN GREY TAN WHITE	0.75 to 1.25	30 VDC	0.2 Amps	3vA	0.5 Amps	150 mOhms
--	-------------------------------	--------------	--------	----------	-----	----------	-----------

### SINGLE POLE DOUBLE THROW, SWITCH/MAGNET SET:

F1178B/STSD F1178G/STSD F1178T/STSD F1178W/STSD	BROWN GREY TAN WHITE	0.75 to 1.25	30 VDC	0.2 Amps	3vA	0.5 Amps	150 mOhms
--	-------------------------------	--------------	--------	----------	-----	----------	-----------

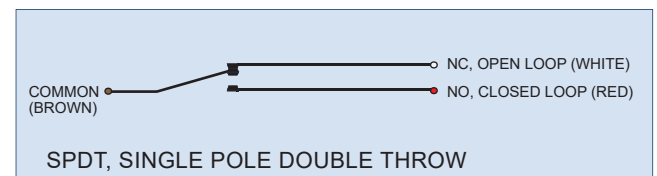
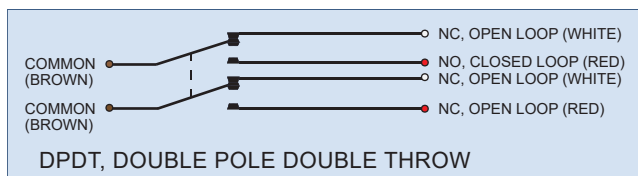
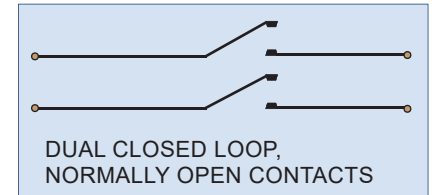
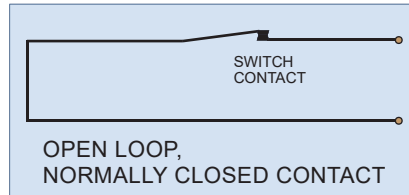
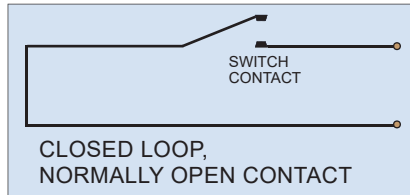
### DOUBLE POLE DOUBLE THROW, SWITCH/MAGNET SET:

F1178B/STDD F1178G/STDD F1178T/STDD F1178W/STDD	BROWN GREY TAN WHITE	0.75 to 1.25	30 VDC	0.2 Amps	3vA	0.5 Amps	150 mOhms
--	-------------------------------	--------------	--------	----------	-----	----------	-----------

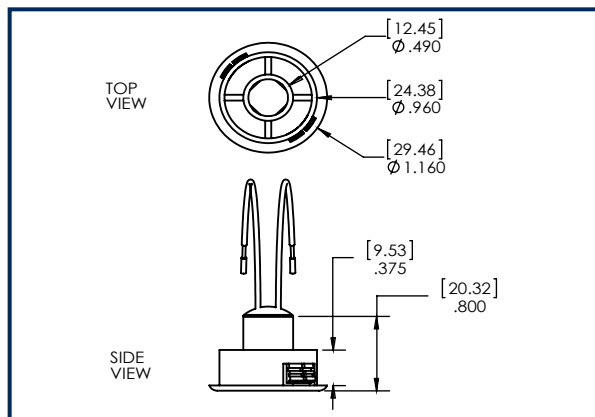
### HIGH SECURITY, NORMALLY OPEN, 1FA, SWITCH/MAGNET SET:

F1178B/STHS F1178G/STHS F1178T/STHS F1178W/STHS	BROWN GREY TAN WHITE	0.1875 to 0.5000	300 VDC	0.25 Amps	10vA	0.25 Amps	150 mOhms initial
--	-------------------------------	------------------	---------	-----------	------	-----------	-------------------

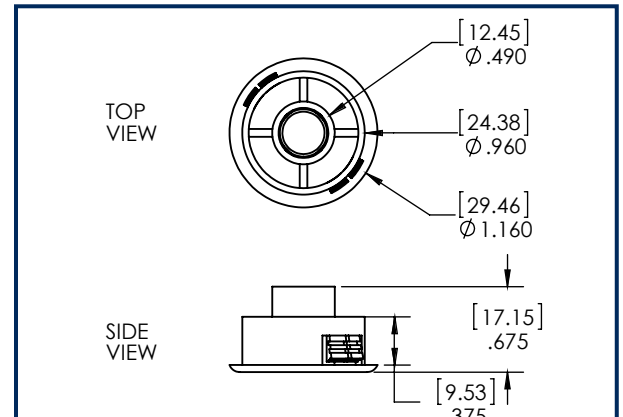
## WIRING SCHEMATIC



## DIMENSIONS - IN [mm]



SWITCH



MAGNET

## INSTALLATION INSTRUCTIONS

- Mark location for the switch on the door frame and mark the location for the magnet on the door.
- Make sure switch and magnet hole locations are aligned.
- Drill holes for the switch and magnet using a 1" Hole Saw for steel doors.
- Press the magnet into the hole in the door until seated firmly against the head.
- Connect the switch leads to the alarm circuit conductors. Hold the wire leads (not the switch housing) when cutting and stripping to prevent damage to the switch.
- Feed the switch conductors into the hole and insert the switch housing pressing firmly until seated.
- Test switch for correct operation and make sure gap performance is acceptable.

## PART NUMBER SYSTEM

