

DESCRIPTION

Nascom's N78 SHK Series is a 1" recessed standard door contact couple with the patented SHARK™ magnet. The set is designed for residential, commercial and industrial steel and wood door applications.

The N78 SHK is the installer's choice of contact configuration because the contact set is designed to cut installation times .. just a pinch of the springs installs the SHARK™ magnet permanently and the powerful rare earth magnet helps to prevent false alarms caused by shifting or warping doors.

The N78 Series is designed for installation in every type of hinged door including wood doors.



FEATURES

- SNAP FIT ON STEEL - NO GLUE REQUIRED
- TIME SAVING INSTALLATION
- 12" 22AWG WIRE LEADS
- WIDE GAP - N35 NdFeB RARE EARTH MAGNET
- ENCAPSULATED HERMETICALLY SEALED CONTACTS
- NO SILICON, NO MESS
- POLYPROPYLENE SWITCH HOUSING
- LISTED TO UL634 STANDARD

ORDERING INFORMATION

PART NUMBER	COLOR	OPERATE GAP (in inches)	CONTACT RATING (Max DC/Peak AC Resistive)				STATIC CONTACT RESISTANCE (50mV, 100mA)
			SWITCHING		CARRY		
			V	I	V	I	

CLOSED LOOP, NORMALLY OPEN, 1FA, SWITCH/MAGNET SET:

N78BSHK/ST N78GSHK/ST N78TSHK/ST N78WSHK/ST	BROWN GREY TAN WHITE	0.75 to 1.25	200 VDC	0.5 Amps	10vA	1.5 Amps	150 mOhms
--	-------------------------------	--------------	---------	----------	------	----------	-----------

DUAL CLOSED LOOP, NORMALLY OPEN, 1FA, SWITCH/MAGNET SET:

N78BSHK/ST2CR N78GSHK/ST2CR N78TSHK/ST2CR N78WSHK/ST2CR	BROWN GREY TAN WHITE	0.75 to 1.25	200 VDC	0.5 Amps	10vA	1.5 Amps	150 mOhms
--	-------------------------------	--------------	---------	----------	------	----------	-----------

OPEN LOOP, NORMALLY CLOSED, 1FB, SWITCH/MAGNET SET:

N78BSHK/STFB N78GSHK/STFB N78TSHK/STFB N78WSHK/STFB	BROWN GREY TAN WHITE	0.75 to 1.25	30 VDC	0.2 Amps	3vA	0.5 Amps	150 mOhms
--	-------------------------------	--------------	--------	----------	-----	----------	-----------

SINGLE POLE DOUBLE THROW, SWITCH/MAGNET SET:

N78BSHK/STSD N78GSHK/STSD N78TSHK/STSD N78WSHK/STSD	BROWN GREY TAN WHITE	0.75 to 1.25	30 VDC	0.2 Amps	3vA	0.5 Amps	150 mOhms
--	-------------------------------	--------------	--------	----------	-----	----------	-----------

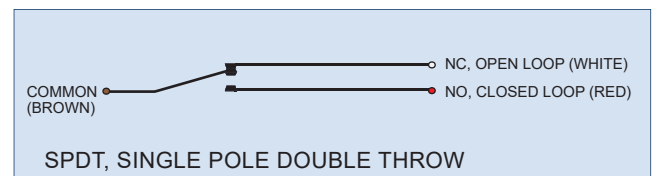
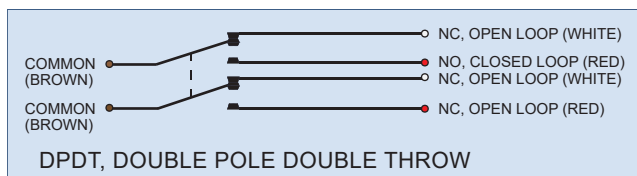
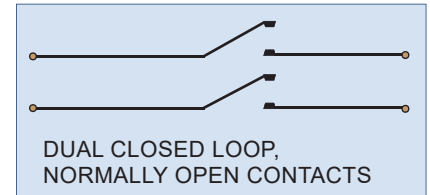
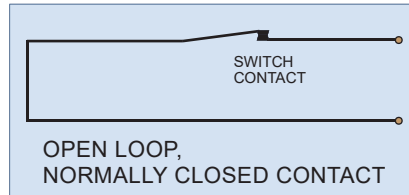
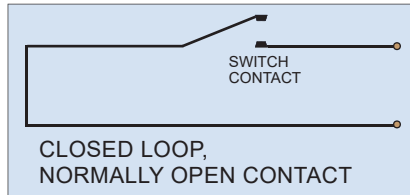
DOUBLE POLE DOUBLE THROW, SWITCH/MAGNET SET:

N78B/STDD N78G/STDD N78T/STDD N78W/STDD	BROWN GREY TAN WHITE	0.75 to 1.25	30 VDC	0.2 Amps	3vA	0.5 Amps	150 mOhms
--	-------------------------------	--------------	--------	----------	-----	----------	-----------

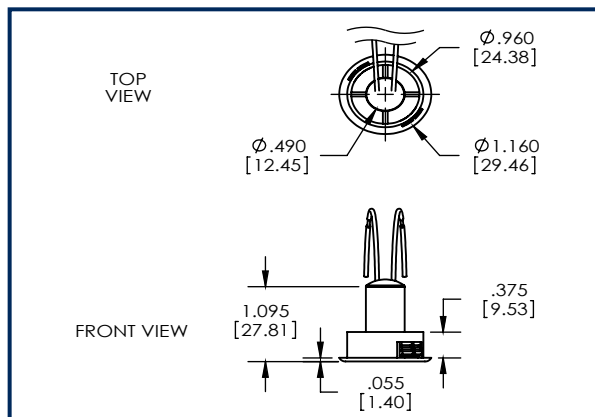
HIGH SECURITY, NORMALLY OPEN, 1FA, SWITCH/MAGNET SET:

N78BSHK/STHS N78GSHK/STHS N78TSHK/STHS N78WSHK/STHS	BROWN GREY TAN WHITE	0.1875 to 0.5000	300 VDC	0.25 Amps	10vA	0.25 Amps	150 mOhms initial
--	-------------------------------	------------------	---------	-----------	------	-----------	-------------------

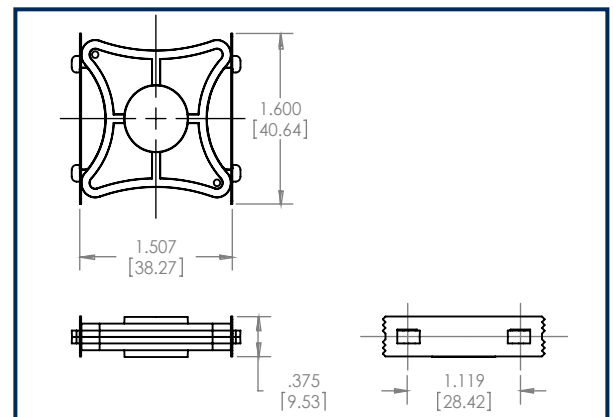
WIRING SCHEMATIC



DIMENSIONS - IN [mm]



SWITCH



MAGNET

INSTALLATION INSTRUCTIONS

- Mark location for the switch on the door frame.
- Drill a hole for the switch using a 1" Hole Saw for steel doors or a Forstner bit for wood doors.
- Connect the switch leads to the alarm circuit conductors. Hold the wire leads (not the switch housing) when cutting and stripping to prevent damage to the switch.
- Feed the switch conductors into the hole and insert the switch housing pressing firmly until seated. Silicone may be used to secure the switch in wood doors.
- Test switch for correct operation and make sure gap performance is acceptable.
- Place a mark on the top edge of the door aligned with the center of the switch.
- Press the springs inward on the sides of magnet.
- Insert the magnet in u-channel in the top of the door centered with the alignment mark.
- Release the springs to secure the magnet and complete the installation.

PART NUMBER SYSTEM

